

HAEBERLE

multifunctional medical
cart systems ...and more

SWINGO® and
SWINGO®-clinic
**Equipment cart
system**

type list

valid up from 1 July 2007



HAEBERLE SWINGO® 45 und 60

HAEBERLE swingo® – strong design and accent of fresh colours

The basis of the new trolley is a patented profile with lots of clever, problem solving ideas. Individual accessories can be attached to the slots at the front and sides. An integrated cable duct with rubber lip makes annoying cables simply disappear. 25 mm diameter rods can be safely inserted from the top, thus saving space. Trays and drawers can be easily fixed in predetermined steps in the frame.

- **Frame:** Tubular steel with plastic tandem castors and super-stable aluminium carrier unit with integrated cable duct, grey impact protection caps.
- **Castors:** 100 mm plastic tandem castors, optionally lockable and/or electrically conductive.

● **Trays:** Wood-plastic combination, high-quality laminated, with all round 22 mm thick edging, non-fade and containing no formaldehyde, in white.

● **Drawers:** Wood-plastic combination, high-quality laminated, non-fade and containing no formaldehyde, easy-glide bearing telescopic action with engaging mechanism, closed, easy-to-clean surfaces

● **Colours:** Handles and decorative strips in 5 modern, highlight colours according to the latest NCS design scale: grey, blue, turquoise, yellow, violet red.

● **Load carrying capacity:** drawer surface load up to 15 kg, tray surface load up to 30 kg. Maximum overall load taking into account the aspect of tilt safety, up to 120 kg.

● **Dim.:** Width 560/710 mm; depth 560 mm; heights 480/800/1360 mm, special heights available on request.

A quality product made in Stuttgart. Patented design and registered pattern.

HAEBERLE SWINGO®-clinic

swingo®-clinic - the new equipment support system made of metal

swingo®-clinic is the continuation of the **swingo®**- system, mainly developed for clinical use. Visually the new system is adapted to the **swingo®**- line.

swingo®-clinic. The attractive racy design, the choice of colours and a lot of practical details are outstanding criteria. **And swingo®-clinic offers even more advantages:**

- the sturdy, non-twisting metal construction guarantees high load-bearing capacity (130 or 250 kg)
- trays and drawers are made of **galvanized, quality plated steel sheet**, they are resistant against disinfectants, easy-to-clean and non-fade. Colour: greywhite, RAL 9002

● trays are 22 mm strong, very stable and fixed twice at two sides in order to prevent unwelcome inclination of the trays caused by high loading. Tray surface load up to 50 kg.

● the super-stable aluminium carrier unit offers unknown possibilities to fix system parts and various accessories

● **the integrated cable duct avoids chaos of cables**

● **drawers with telescopic guidance which are totally extensible ensure high handling comfort.** Drawer surface load up to 30 kg.

● high quality castors in different sizes (Ø 100, 125 oder 150 mm) guarantee the manoeuvrability of the cart even with high loading.

Handles and decorative strips are available in 5 modern colours according to the new NCS colour scale.

Order the practical and stylish push handle at the same time.

Attention:

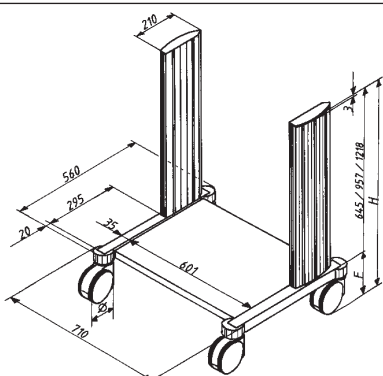
All function carts mentioned in this price list except basic trolleys are delivered al-ready assembled without surcharge. Disassembled delivery is possible on request.

Please note: the return of disassembled items will be accepted only if the items are in perfect condition and have not been mounted!



HAEBERLE specializes in particular in providing customized OEM versions for industrial clients. Let us know your specifications and we will provide you a product according to your personally requirements.

The most important dimensions:



Castors Ø	Height of chassis (F)	Total height (H) with carrier unit 645 mm	Total height (H) with carrier unit 957 mm	Total height (H) with carrier unit 1218 mm
100 mm	149 mm	797 mm	1110 mm	1370 mm
125 mm	200 mm	848 mm	1160 mm	1421 mm
150 mm	224 mm	872 mm	1185 mm	1445 mm

Please see planing sketch at page 23.

Item	Description	Ref.no	Ref.no.
		swingo® wood-plastic version	swingo®-clinic metal-version

swingo® special model ultrasonic cart

Ultrasonic cart

NEW

Ultrasonic cart



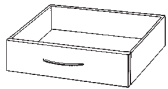
chassis with basic shelf, castors Ø 100 mm, 2 lockable, aluminium carrier unit with standard height 645 mm, above shelf with special dimensions 350 x 550 mm (w x d) with handle at the frontside, 1 shelf 350 x 450 mm (w x d), horizontal arm, height between the 2 shelves: 240 mm;

Dim.: 460 x 660 x 797 mm (w x d x h)

Colour of handle and decorative strips: grey
Colour of handle and decorative strips: blue

15855
16250

Drawer 100 mm high



with easy-gliding telescopic guidance with engaging mechanism.
To be mounted under shelf.

**Inner dim.:
278 x 384,5 x 74 mm (w x d x h)**

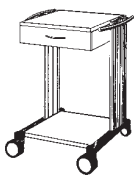
Colour of handle and decorative strips: grey
Colour of handle and decorative strips: blue

16202
16249

swingo® 45 and swingo®-clinic 45 – the small version

Basic cart 45

Basic cart with 1 drawer



castors Ø 100 mm, delivery unassembled; assembled delivery against surcharge.

**Dim.:
560 x 560 x 800 mm
(w x d x h)**

Push handles see page 10.

Colour of drawer handle and decorative strips:

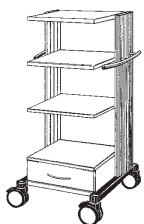
grey	13191
blue	13192
violet red	13193
yellow	13194
turquoise	13195

13171
13172
13173
13174
13175

Function carts 45 Delivery assembled without surcharge.

For optimal stability each cart with carrier unit up from 957 mm and without drawers has to be equipped with one horizontal arm, Ref.no. 14611.

Equipment tower



chassis with basic shelf, castors Ø 100 mm, 2 lockable, aluminium carrier unit with standard height 957 mm, 4 trays 450 mm deep, 1 drawer block including cover.

**Dim.:
560 x 560 x 1110 mm
(w x d x h)**

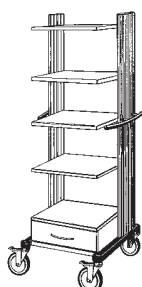
Push handles see page 10.

Colour of drawer handle and decorative strips:

grey	13881
blue	13882
violet red	13883
yellow	13884
turquoise	13885

13691
13692
13693
13694
13695

Endoscopy cart



chassis with basic shelf and 4 electrically conductive castors Ø 125 mm, 2 lockable, maximum load capacity 250 kg. Aluminium carrier unit with standard height 1218 mm, 5 shelves 450 mm deep, 1 drawer block 120 mm high.

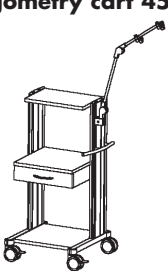
**Dim.:
560 x 560 x 1420 mm
(w x d x h)**

Push handles see page 10.

Colour of drawer handle and decorative strips:

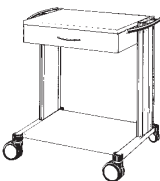
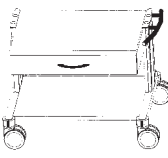
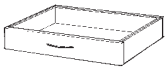
grey	13821
blue	13822
violet red	13823
yellow	13824
turquoise	13825

13081
13082
13083
13084
13085

Item	Description	Ref.no	Ref.no.
		swingo® wood-plastic version	swingo®-clinic metal-version
Ergometry cart 45 	chassis with castors Ø 100 mm, 2 lockable, 1 drawer, 100 mm high, shelf 300 mm deep, cable rig. Dim.: 560 x 560 x 1110 mm (w x d x h) Push handles see page 10.	Colour of drawer handle and decorative strips: grey 16451 blue 16452 violet red 16453 yellow 16454 turquoise 16455 <div style="border: 1px solid black; padding: 2px; display: inline-block; transform: rotate(-5deg);">NEW</div>	16461 16462 16463 16464 16465

swingo® 60 and swingo®-clinic 60

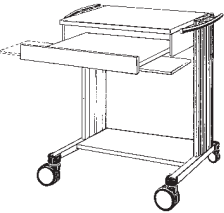
Basic carts 60

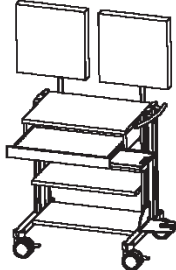
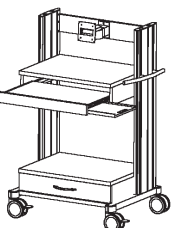

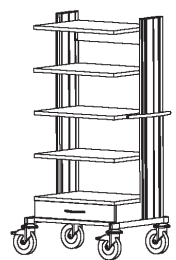
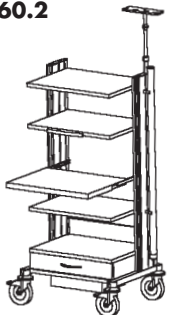
Basic model with 1 drawer 	castors 100 mm Ø, please order push handles separately, delivery disassembled; assembled delivery against surcharge. Dim.: 710 x 560 x 800 mm (w x d x h) Push handles see page 10.	Colour of drawer handle and decorative strips: grey 13011 blue 13012 violet red 13013 yellow 13014 turquoise 13015	13001 13002 13003 13004 13005
Low height cart with 1 drawer 	fits neatly under a treatment bed. Practical and space saving! Castors Ø 100 mm; Delivery disassembled; assembled delivery against surcharge. Dim.: 710 x 560 x 480 mm (w x d x h) Push handles see page 10.	Colour of drawer handle and decorative strips: grey 13111 blue 13112 violet red 13113 yellow 13114 turquoise 13115	13071 13072 13073 13074 13075
Drawer 100 mm high 	with easy-glide telescopic guidance with engaging mechanism. surface load up to 15 kg Inner dim.: 529 x 384,5 x 74 mm (w x d x h)	Colour of drawer handle and decorative strips: grey 13101 blue 13102 violet red 13103 yellow 13104 turquoise 13105	
The basic model, 800 mm high, can be equipped with up to 6 drawers, the low height cart with up to 3 drawers.	with totally extensible guidance. surface load up to 30 kg Inner dim.: 506 x 396 x 74 mm (w x d x h)	grey blue violet red yellow turquoise	13211 13212 13213 13214 13215

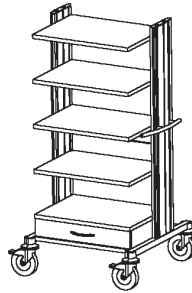
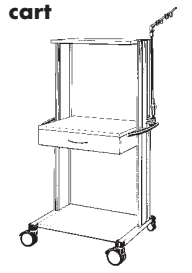
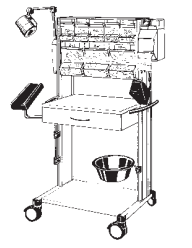
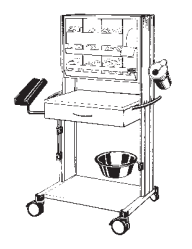
Function carts 60

Computer cart / Monitoring cart

Cart combinations with excellent results in day-to-day use. Can be added to or altered at any time. **All models shown on the following pages are delivered assembled without surcharge.** Push handles are not part of basic combination.


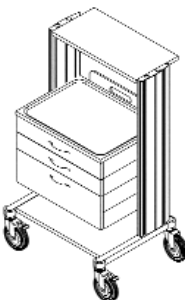

Computer cart 	chassis with basic shelf 300 mm and castors Ø 100 mm, 2 locka- ble, aluminium carrier unit with standard height of 645 mm. Drawer 100 mm high with exten- sible shelf for key-board, printer or devices including extension for mouse pad; shelf. Dim.: 710 x 560 x 800 mm (w x d x h) Push handles see page 10.	Colour of drawer handle and decorative strips: grey 13631 blue 13632 violet red 13633 yellow 13634 turquoise 13635 Recommended accessories: Extensible tray Socket board	13641 13642 13643 13644 13645 13972 16327

Item	Description	Ref.no	Ref.no.															
		swingo® wood-plastic version	swingo®-clinic metal-version															
<div>Double monitoring PC cart</div> <div></div>	<p>chassis 60 with castors Ø 100 mm, 2 lockable, basic shelf 300 mm deep, horizontal arm. Extensible shelf for keyboard and extension for mouse pad, right/left. 2 TFT mounts, height-adjustable, PC support for fastening sideways, socket board with 4 sockets.</p> <p>Dim. basic cart: 710 x 560 x 800 mm (w x d x h)</p>	<p>Colour of drawer handle and decorative strips:</p> <table><tr><td>grey</td><td>16471</td><td>16481</td></tr><tr><td>blue</td><td>16472</td><td>16482</td></tr><tr><td>violet red</td><td>16473</td><td>16483</td></tr><tr><td>yellow</td><td>16474</td><td>16484</td></tr><tr><td>turquoise</td><td>16475</td><td>16485</td></tr></table> <p>NEW</p>	grey	16471	16481	blue	16472	16482	violet red	16473	16483	yellow	16474	16484	turquoise	16475	16485	
grey	16471	16481																
blue	16472	16482																
violet red	16473	16483																
yellow	16474	16484																
turquoise	16475	16485																
<div>Monitoring cart</div> <div></div>	<p>chassis 60 with castors Ø 100 mm, 2 lockable. 2 storage shelves, drawer 100 mm high. Extensible shelf for keyboard and extension for mouse pad, right/left, horizontal arm, socket board. Monitor mount for flat screen attached to the horizontal arm.</p> <p>Dim. basic cart: 710 x 560 x 1110 mm (w x d x h)</p>	<p>Colour of drawer handle and decorative strips:</p> <table><tr><td>grey</td><td>16491</td><td>16501</td></tr><tr><td>blue</td><td>16492</td><td>16502</td></tr><tr><td>violet red</td><td>16493</td><td>16503</td></tr><tr><td>yellow</td><td>16494</td><td>16504</td></tr><tr><td>turquoise</td><td>16495</td><td>16505</td></tr></table> <p>NEW</p>	grey	16491	16501	blue	16492	16502	violet red	16493	16503	yellow	16494	16504	turquoise	16495	16505	
grey	16491	16501																
blue	16492	16502																
violet red	16493	16503																
yellow	16494	16504																
turquoise	16495	16505																
Equipment tower / Endoscopy cart / MIS-Cart																		
<div>Equipment tower</div> <div></div>	<p>chassis with basic shelf and castors Ø 100 mm, 2 lockable, load capacity 130 kg. Aluminium carrier unit with standard height 957 mm. 4 shelves 450 mm deep, 1 drawer 100 mm high, 1 horizontal arm for a socket board.</p> <p>Dim.: 710 x 560 x 1110 mm (w x d x h)</p> <p>Push handles see page 10.</p>	<p>Colour of drawer handle and decorative strips:</p> <table><tr><td>grey</td><td>13671</td><td>13681</td></tr><tr><td>blue</td><td>13672</td><td>13682</td></tr><tr><td>violet red</td><td>13673</td><td>13683</td></tr><tr><td>yellow</td><td>13674</td><td>13684</td></tr><tr><td>turquoise</td><td>13675</td><td>13685</td></tr></table>	grey	13671	13681	blue	13672	13682	violet red	13673	13683	yellow	13674	13684	turquoise	13675	13685	
grey	13671	13681																
blue	13672	13682																
violet red	13673	13683																
yellow	13674	13684																
turquoise	13675	13685																
<div>Endoscopy cart</div> <div></div>	<p>chassis with basic shelf and 4 electrically conductive castors Ø 150 mm, 2 lockable, maximum load capacity 250 kg. Aluminium carrier unit with standard height 1218 mm, 5 shelves 450 mm deep, 1 drawer 100 mm high, 1 horizontal arm for a socket board..</p> <p>Dim.: 710 x 560 x 1445 mm (w x d x h)</p> <p>Holding device for endoscopes please see page 21. Push handles see page 10.</p>	<p>Colour of drawer handle and decorative strips:</p> <table><tr><td>grey</td><td>13841</td><td>13371</td></tr><tr><td>blue</td><td>13842</td><td>13372</td></tr><tr><td>violet red</td><td>13843</td><td>13373</td></tr><tr><td>yellow</td><td>13844</td><td>13374</td></tr><tr><td>turquoise</td><td>13845</td><td>13375</td></tr></table>	grey	13841	13371	blue	13842	13372	violet red	13843	13373	yellow	13844	13374	turquoise	13845	13375	
grey	13841	13371																
blue	13842	13372																
violet red	13843	13373																
yellow	13844	13374																
turquoise	13845	13375																
<div>Endoscopy cart 60.2</div> <div></div>	<p>chassis 60 with electrically conductive castors Ø 150 mm, 2 lockable. Basic shelf, 4 shelves 450 mm deep, 1 extensible shelf. Drawer 100 mm high, horizontal arm and universal holder for endoscopy incl. the right safety isolation transformer.</p> <p>Dim.: 710 x 560 x 1445 mm (w x d x h)</p>	<p>Colour of drawer handle and decorative strips:</p> <table><tr><td>grey</td><td>16511</td><td>16511</td></tr><tr><td>blue</td><td>16512</td><td>16512</td></tr></table> <p>NEW</p>	grey	16511	16511	blue	16512	16512										
grey	16511	16511																
blue	16512	16512																

Item	Description	Ref.no	Ref.no.
		swingo® wood-plastic version	swingo®-clinic metal-version
	<p>Chassis enlarged towards the back, with basic shelf and 4 electrically conductive castors Ø 150 mm, 2 lockable, maximum load capacity 250 kg; inclusive horizontal arm and anti-sliding mat; aluminium carrier unit with standard height of 1218 mm, 5 shelves 450 mm deep, 1 drawer 100 mm high, 1 bottle holding device for 5/10 liters bottles, 1 socket board with 6 sockets.</p> <p>Dim.: 710 x 660 x 1445 mm (w x d x h)</p> <p>Push handles see page 10.</p>	<p>Colour of drawer handle and decorative strips:</p> <p>grey 13851 blue 13852 violet red 13853 yellow 13854 turquoise 13855</p>	<p>13461 13462 13463 13464 13465</p>
	<p>Chassis with basic shelf and castors Ø 100 mm, 2 lockable, aluminium carrier unit with standard height of 1218 mm. Drawer, 100 mm high. Shelf, 30 cm deep. Cable rig.</p> <p>Dim.: 710 x 560 x 1370 mm (w x d x h)</p> <p>Push handles see page 10.</p>	<p>Colour of drawer handle and decorative strips:</p> <p>grey 13331 blue 13332 violet red 13333 yellow 13334 turquoise 13335</p> <p>Recommended accessories:</p> <p>additional shelf, 300 mm deep 13905</p>	<p>13381 13382 13383 13384 13385</p> <p>13944</p>
Injection cart			
	<p>Chassis with basic shelf and castors Ø 100 mm, 2 lockable, aluminium carrier unit with standard height of 1218 mm. Drawer 100 mm high. Drawer insert, fixed compartment. PicBox®, injection set and KOMBI-set. Schluckfix needle container (set with 20 boxes). Waste bowl with s/s dish, arm support. The Halux® 35 lamp is not included in the basic version</p> <p>Dim.: 780 x 560 x 1370 mm (w x d x h)</p> <p>Push handles see page 10.</p>	<p>Colour of drawer handle and decorative strips:</p> <p>grey 13321 blue 13322 violet red 13323 yellow 13324 turquoise 13325</p> <p>Recommended accessories:</p> <p>CUPFIX ampoule opener 13921 Halogen examination light Halux® see page 21</p>	<p>13391 13392 13393 13394 13395</p> <p>13921</p>
	<p>Chassis with basic shelf and castors Ø100 mm, 2 lockable, aluminium carrier unit with standard height of 1218 mm. Drawer 100 mm high. Drawer insert, fixed compartments. COMPACT injection set. Needle container Medi-Müll (set with 20 boxes). Arm rest. Waste bowl with s/s dish.</p> <p>Dim.: 970 x 560 x 1370 mm (w x d x h)</p> <p>Push handles see page 10.</p>	<p>Colour of drawer handle and decorative strips:</p> <p>grey 13311 blblue 13312 violet red 13313 yellow 13314 turquoise 13315</p> <p>Recommended accessories:</p> <p>CUPFIX ampoule opener 13921 Halogen examination light Halux® see page 21</p>	<p>13481 13482 13483 13484 13485</p> <p>13921</p>

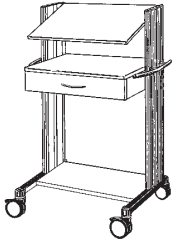
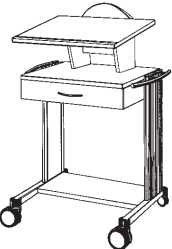
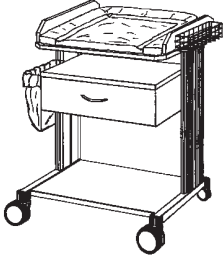
Item	Description	Ref.no	Ref.no.
		swingo® wood-plastic version	swingo®-clinic metal-version

Emergency carts / Anaesthesia cart

<div><div>Emergency cart I</div><div></div></div>	<p>chassis with basic shelf and 4 electrically conductive castors Ø 150 mm, 2 lockable, maximum load capacity 250 kg. Aluminium carrier unit with standard height of 645 mm. S/s tray 450 mm deep. 2 drawers 100 mm high. 1 drawer 200 mm high.</p> <p>Dim.: 710 x 560 x 870 mm (w x d x h)</p> <p>Push handles see page 10.</p>	<div><div>Colour of drawer handle and decorative strips:</div><table><tr><td>grey</td><td>13521</td><td>13361</td></tr><tr><td>blue</td><td>13522</td><td>13362</td></tr><tr><td>violet red</td><td>13523</td><td>13363</td></tr><tr><td>yellow</td><td>13524</td><td>13364</td></tr><tr><td>turquoise</td><td>13525</td><td>13365</td></tr></table><div><div>Recommended accessories:</div><table><tr><td>Cardiac massage board</td><td>13948</td><td>13948</td></tr><tr><td>Single use seal</td><td>13958</td><td>13958</td></tr></table></div></div>	grey	13521	13361	blue	13522	13362	violet red	13523	13363	yellow	13524	13364	turquoise	13525	13365	Cardiac massage board	13948	13948	Single use seal	13958	13958
grey	13521	13361																					
blue	13522	13362																					
violet red	13523	13363																					
yellow	13524	13364																					
turquoise	13525	13365																					
Cardiac massage board	13948	13948																					
Single use seal	13958	13958																					
<div><div>Emergency cart II</div><div></div></div>	<p>chassis with basic shelf and 4 electrically conductive castors Ø 150 mm, 2 lockable, maximum load capacity 250 kg. Aluminium carrier unit, height 957 mm. Shelf 300 mm deep with anti-sliding mat for defibrillator, s/s tray, 450 mm deep, 2 drawers 100 mm high, 1 drawer 200 mm high.</p> <p>Dim.: 710 x 560 x 1180 mm (w x d x h)</p> <p>Push handles see page 10.</p>	<div><div>Colour of drawer handle and decorative strips:</div><table><tr><td>grey</td><td>13831</td><td>13421</td></tr><tr><td>blue</td><td>13832</td><td>13422</td></tr><tr><td>violet red</td><td>13833</td><td>13423</td></tr><tr><td>yellow</td><td>13834</td><td>13424</td></tr><tr><td>turquoise</td><td>13835</td><td>13425</td></tr></table><div><div>Recommended accessories:</div><table><tr><td>Cardiac massage board</td><td>13948</td><td>13948</td></tr><tr><td>Single use seal</td><td>13958</td><td>13958</td></tr></table></div></div>	grey	13831	13421	blue	13832	13422	violet red	13833	13423	yellow	13834	13424	turquoise	13835	13425	Cardiac massage board	13948	13948	Single use seal	13958	13958
grey	13831	13421																					
blue	13832	13422																					
violet red	13833	13423																					
yellow	13834	13424																					
turquoise	13835	13425																					
Cardiac massage board	13948	13948																					
Single use seal	13958	13958																					
<div><div>Anaesthesia cart</div><div></div></div>	<p>Chassis with basic shelf and 4 electrically conductive castors Ø 150 mm, 2 lockable maximum load capacity 250 kg. Aluminium carrier unit, height 645 mm. 5 drawers 100 mm high. Gallery.</p> <p>Dim.: 710 x 560 x 870 mm (w x d x h)</p> <p>Push handles see page 10.</p>	<div><div>Colour of drawer handle and decorative strips:</div><table><tr><td>grey</td><td>13861</td><td>13441</td></tr><tr><td>blue</td><td>13862</td><td>13442</td></tr><tr><td>violet red</td><td>13863</td><td>13443</td></tr><tr><td>yellow</td><td>13864</td><td>13444</td></tr><tr><td>turquoise</td><td>13865</td><td>13445</td></tr></table></div>	grey	13861	13441	blue	13862	13442	violet red	13863	13443	yellow	13864	13444	turquoise	13865	13445						
grey	13861	13441																					
blue	13862	13442																					
violet red	13863	13443																					
yellow	13864	13444																					
turquoise	13865	13445																					

Gynaecology cart / Standing desk / Nursing cart for rooming-in

Gynaecology cart	<p>Basic cart with castors Ø 100 mm, 2 lockable. Drawer 100 mm high, heated. Drawer 100 mm high. Drawer insert, fixed compartment. Waste bowl with s/s dish. Used instrument container with poly-propylene bowl. The Halux® 35 light is not included in the basic version.</p> <p>Dim.: 710 x 560 x 800 mm (w x d x h)</p> <p>Attention: if you order the Halux® 35 lamp at the same time only one push handle can be used.</p>	<p>Colour of drawer handle and decorative strips:</p> <table><tr><td>grey</td><td>13341</td><td>13511</td></tr><tr><td>blue</td><td>13342</td><td>13512</td></tr><tr><td>violet red</td><td>13343</td><td>13513</td></tr><tr><td>yellow</td><td>13344</td><td>13514</td></tr><tr><td>turquoise</td><td>13345</td><td>13515</td></tr></table> <p><u>Recommended accessories:</u></p> <table><tr><td>Socket strip</td><td>16327</td><td>16327</td></tr><tr><td>Halogen examination light Halux® 20 S</td><td>see page 21</td><td></td></tr></table>	grey	13341	13511	blue	13342	13512	violet red	13343	13513	yellow	13344	13514	turquoise	13345	13515	Socket strip	16327	16327	Halogen examination light Halux® 20 S	see page 21		
grey	13341	13511																						
blue	13342	13512																						
violet red	13343	13513																						
yellow	13344	13514																						
turquoise	13345	13515																						
Socket strip	16327	16327																						
Halogen examination light Halux® 20 S	see page 21																							

Item	Description	Ref.no	Ref.no.
		swingo® wood-plastic version	swingo®-clinic metal-version
Writing desk 	<p>Chassis with basic shelf 300 mm deep and 4 castors Ø 100 mm, 2 lockable. Aluminium carrier unit, height 957 mm. Shelf with adjustable inclination 450 mm deep with antislip edge, drawer 100 mm high, shelf 450 mm deep, drawer insert with fixed compartments, writing height: approx. 1040 mm.</p> <p>Dim.: 710 x 560 x 1110 mm (w x d x h)</p> <p>Push handles see page 10.</p>	Colour of drawer handle and decorative strips: grey 13661 blue 13662 violet red 13663 yellow 13664 turquoise 13665	13451 13452 13453 13454 13455
Standing desk swingo® 	<p>Chassis with basic shelf 300 mm deep, 2 lockable castors. Drawer 100 mm high. Desk attachment consisting of: angled writing board, dim.: 600 x 450 mm (w x d), utensil insert and pencil holder, storage compartment, internal height (front): approx. 200 mm, writing height: approx. 1030 mm.</p> <p>Dim. of the cart: 710 x 560 x 1150 mm (w x d x h)</p> <p>Push handles see page 10.</p>	Colour of drawer handle and decorative strips: grey 13351 blue 13352 violet red 13353 yellow 13354 turquoise 13355	
Nursing cart for rooming-in 	<p>chassis with basic shelf and castors Ø 100 mm, 2 lockable, aluminium carrier unit with standard height of 645 mm. Upholstered swaddling surface, shelf for accessories, drawer 200 mm high, at the right side basket for cream, powder etc., aluminium colour waste collector Piccolo with lid and 1 roll of plastic bags 15 ltrs. content.</p> <p>Dim.: 890 x 750 x 890 mm (w x d x h)</p>	Colour of drawer handle and decorative strips: grey 13651 blue 13652 violet red 13653 yellow 13654 turquoise 13655	
Swaddling surface	seperate	14875	




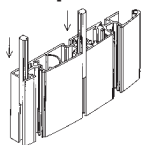
Item	Description	Ref.no	Ref.no.
		swingo® wood-plastic version	swingo®-clinic metal-version

System parts swingo, swingo clinic 45 and 60

The reference numbers include the attachment fittings.

Carrier units / cable duct / cover profile / handles / castors

For optimal stability each cart with carrier unit up from 957 mm and without drawers has to be equipped with one horizontal arm, Ref.no. 14611 or Ref.no. 13947.

<div>Aluminium carrier unit, pair standard heights</div> <div></div>	<div>strong and stable, with integrated cable duct and decorative strips in different colours.</div> <div>The total height of the cart depends on the size of the castors. See page 2</div>	<div>height 645 mm.</div> <div>Colour of decorative strips:</div> <table><tr><td>grey</td><td>13611</td><td>13611</td></tr><tr><td>blue</td><td>13612</td><td>13612</td></tr><tr><td>violet red</td><td>13613</td><td>13613</td></tr><tr><td>yellow</td><td>13614</td><td>13614</td></tr><tr><td>turquoise</td><td>13615</td><td>13615</td></tr></table> <div>height 957 mm.</div> <div>Colour of decorative strips:</div> <table><tr><td>grey</td><td>13711</td><td>13711</td></tr><tr><td>blue</td><td>13712</td><td>13712</td></tr><tr><td>violet red</td><td>13713</td><td>13713</td></tr><tr><td>yellow</td><td>13714</td><td>13714</td></tr><tr><td>turquoise</td><td>13715</td><td>13715</td></tr></table> <div>height 1218 mm.</div> <div>Colour of decorative strips:</div> <table><tr><td>grey</td><td>13621</td><td>13621</td></tr><tr><td>blue</td><td>13622</td><td>13622</td></tr><tr><td>violet red</td><td>13623</td><td>13623</td></tr><tr><td>yellow</td><td>13624</td><td>13624</td></tr><tr><td>turquoise</td><td>13625</td><td>13625</td></tr></table>	grey	13611	13611	blue	13612	13612	violet red	13613	13613	yellow	13614	13614	turquoise	13615	13615	grey	13711	13711	blue	13712	13712	violet red	13713	13713	yellow	13714	13714	turquoise	13715	13715	grey	13621	13621	blue	13622	13622	violet red	13623	13623	yellow	13624	13624	turquoise	13625	13625	
grey	13611	13611																																														
blue	13612	13612																																														
violet red	13613	13613																																														
yellow	13614	13614																																														
turquoise	13615	13615																																														
grey	13711	13711																																														
blue	13712	13712																																														
violet red	13713	13713																																														
yellow	13714	13714																																														
turquoise	13715	13715																																														
grey	13621	13621																																														
blue	13622	13622																																														
violet red	13623	13623																																														
yellow	13624	13624																																														
turquoise	13625	13625																																														
<div>Additional cable duct</div> <div></div>	<div>Please state measurements in 52 mm steps.</div> <div>The total height of the cart depends on the size of the castors. See page 2</div>	<table><tr><th>height \ colours</th><th>grey</th><th>blue</th><th>violet red</th><th>yellow</th><th>turquoise</th><th></th></tr><tr><td>0 – 645 mm</td><td>13731</td><td>13732</td><td>13733</td><td>13734</td><td>13735</td><td></td></tr><tr><td>0 – 1218 mm</td><td>13741</td><td>13742</td><td>13743</td><td>13744</td><td>13745</td><td></td></tr><tr><td>0 – 2000 mm</td><td>13751</td><td>13752</td><td>13753</td><td>13754</td><td>13755</td><td></td></tr></table>	height \ colours	grey	blue	violet red	yellow	turquoise		0 – 645 mm	13731	13732	13733	13734	13735		0 – 1218 mm	13741	13742	13743	13744	13745		0 – 2000 mm	13751	13752	13753	13754	13755																			
height \ colours	grey	blue	violet red	yellow	turquoise																																											
0 – 645 mm	13731	13732	13733	13734	13735																																											
0 – 1218 mm	13741	13742	13743	13744	13745																																											
0 – 2000 mm	13751	13752	13753	13754	13755																																											
<div>Additional cable duct</div> <div></div>	<div>offers additional space for different cables</div> <div>Elegant aluminium profile fitting to swingo®-profile. Mounting at the rear of the shelf or at the right or left side of the shelf.</div>	<div>height 957 mm16188</div> <div>height 1218 mm16181</div> <div>individual height 0-2000 mm16183</div> <div>(please indicate height at the order)</div>	<div>16187</div> <div>16180</div> <div>16182</div>																																													
<div>Cover profile</div> <div></div>	<div>for frontal and lateral slots of swingo® profile. For all heights, set for pair of profiles, grey</div>	<div>15824</div>	<div>15824</div>																																													

Item	Description	Ref.no	Ref.no.
		swingo® wood-plastic version	swingo®-clinic metal-version

Handles

Push handle



exclusive metal design,
high quality laminate.
Unit price

Attention: this will make the cart
50 mm wider (with 1 handle).

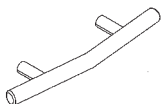
Colour:

grey
blue
violet red
yellow
turquoise

13801
13802
13803
13804
13805

13801
13802
13803
13804
13805

Push handle, short



exclusive metal design,
high quality laminate.
For mounting at the front side of a shelf
Dim.: 260 x 60 x 20 mm
Unit price

Colour:

grey
blue

16166
16167

16166
16167

Castors/surcharges

Castors



surcharge for 2 lockable plastic
castors Ø 100 mm, load capacity
up to 130 kg

13906

13906

Castors



surcharge for 4 plastic castors
Ø 100 mm, 2 lockable, electrically
conductive, load capacity up to 130 kg.

13907

13907

Castors



surcharge for 4 plastic castors
Ø 125 mm, 2 lockable,
load capacity up to 130 kg.

13939

13939

surcharge for 4 plastic castors
Ø 125 mm, 2 lockable,
load capacity up to 130 kg.

13938

13938

Castors



surcharge for 4 metal castors
Ø 150 mm, electrically conductive,
2 lockable, load capacity up to 250 kg.

13940

13940

surcharge for 4 metal castors
Ø 150 mm, 2 lockable,
load capacity up to 250 kg.

15702

15702


System parts

45 cm wide

60 cm wide

Chassis

Chassis with basic shelf



Attention:
for optimal stability each cart has to be equipped with at least 1 drawer or 1 horizontal arm, Ref.no 14611

Individually composed carts are delivered assembled without extra charge.

Dim.: 560 x 560 mm (w x d) with grey bumpers and

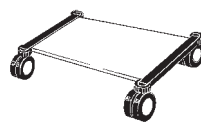
✕ castors Ø 100 mm, for loading capacity up to 130 kg, height: 149 mm

swingo® wood-plastic version	swingo®-clinic metal-version
Ref.no	Ref.no
13130	13100

✕ castors Ø 125 mm, 2 lockable, for loading capacity up to 130 kg, height: 200 mm

13120	13110
--------------	--------------

Chassis with basic shelf



Attention
for optimal stability each cart has to be equipped with at least 1 drawer or 1 horizontal arm, Ref.no 13947

Individually composed carts are delivered assembled without extra charge.

Dim.: 710 x 560 mm (w x d), with grey bumpers and

✕ castors Ø 100 mm, for loading capacity up to 130 kg, height: 149 mm

swingo® wood-plastic version	swingo®-clinic metal-version
Ref.no	Ref.no
13300	13600

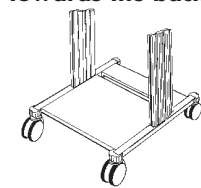
✕ castors Ø 125 mm, 2 lockable, for loading capacity up to 130 kg, height: 200 mm

13200	13500
--------------	--------------

✕ castors Ø 150 mm, electrically conductive, 2 lockable, for loading capacity up to 250 kg, height: 224 mm

13400	13700
--------------	--------------

Chassis enlarged towards the back

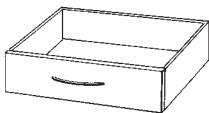


for mounting oxygen bottles; castors Ø 150 mm, electrically conductive, 2 lockable, for loading capacity up to 250 kg, height: 224 mm inclusive of horizontal arm and anti-sliding mat for support of the bottles.

swingo® wood-plastic version	swingo®-clinic metal-version
Ref.no	Ref.no
13900	13800

Drawers / single use seal / keyboard tray / drawer inserts

Drawer 100 mm high



with easy-gliding telescopic guidance with engaging mechanism, surface load up to 15 kg.
Please order additional shelf 450 mm deep to cover the top drawer.

Inner Dim. swingo®:
378 x 384,5 x 74 mm (w x d x h)

Inner Dim. swingo®-clinic:
356 x 396 x 74 mm (w x d x h)

swingo® wood-plastic version	swingo®-clinic metal-version
color of handle	Ref.no
grey	13181
blue	13182
violet red	13183
yellow	13184
turquoise	13185

Please order additional shelf 450 mm deep to cover the top drawer!

Drawer 100 mm high, 450 mm deep



with easy-glide spherical telescopic guidance and engaging mechanism.

surface load up to 15 kg.

Inner Dim.:
529 x 384,5 x 74 mm (w x d x h)

swingo®-clinic metal-version with totally extensible guidance, surface load up to 30 kg

Inner Dim.:
506 x 396 x 74 mm (w x d x h)

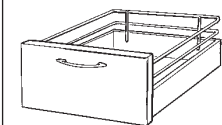
swingo® wood-plastic version	swingo®-clinic metal-version
color of handle	Ref.no
grey	13101
blue	13102
violet red	13103
yellow	13104
turquoise	13105

Please order additional shelf 450 mm deep to cover the top drawer!

System parts

45 cm wide

Drawer
200 mm high



with easy-gliding telescopic guidance with engaging mechanism, surface load up to 15 kg. Please order additional shelf 450 mm deep to cover the top drawer..

Inner Dim. swingo®:
378 x 384,5 x 120 mm (w x d x h)

Inner Dim. swingo®-clinic:
356 x 396 x 150 mm (w x d x h)

swingo® wood-plastic version	swingo®-clinic metal-version
color of handle Ref.no	Ref.no
grey 16001	16011
blue 16002	16012
violet red 16003	16013
yellow 16004	16014
turquoise 16005	16015

Surcharge for **lockable drawer**
for drawer 100 mm height

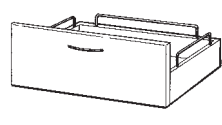
swingo® wood-plastic version	swingo®-clinic metal-version
Ref.no	Ref.no
13994	15869

for drawer 200 mm height

swingo® wood-plastic version	swingo®-clinic metal-version
Ref.no	Ref.no
13995	15869

60 cm wide

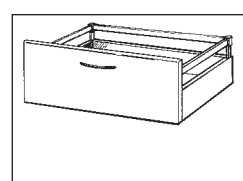
Drawer
200 mm high, 450 mm deep with guard rail



with easy-glide spherical telescopic guidance and engaging mechanism.
surface load up to 15 kg

Inner Dim.:
529 x 384,5 x 120 mm (w x d x h)

swingo® wood-plastic version	
color of handle Ref.no	
grey 13201	
blue 13202	
violet red 13203	
yellow 13204	
turquoise 13205	



with totally extensible guidance.
surface load up to 30 kg

Inner Dim.:
506 x 396 x 150 mm (w x d x h)

	swingo®-clinic metal-version
color of handle Ref.no	Ref.no
grey 13221	13221
blue 13222	13222
violet red 13223	13223
yellow 13224	13224
turquoise 13225	13225

Please order additional shelf 450 mm deep to cover the top drawer.

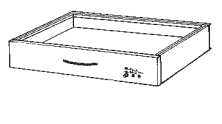
Surcharge for **lockable drawer**
for drawer 100 mm height

swingo® wood-plastic version	swingo®-clinic metal-version
Ref.no	Ref.no
13962	15003

for drawer 200 mm height

swingo® wood-plastic version	swingo®-clinic metal-version
Ref.no	Ref.no
13990	15003

Drawer 100 mm high
450 mm deep,
heatable



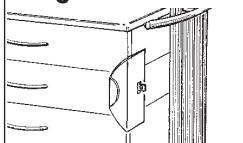
Dimensions of heatable surface:
475 x 335 x 20 mm (w x d x h)
(swingo®) and (swingo®-clinic)

swingo® wood-plastic version	swingo®-clinic metal-version
color of handle Ref.no	Ref.no
grey 13401	13151
blue 13402	13152
violet red 13403	13153
yellow 13404	13154
turquoise 13405	13155

System parts

45 cm wide

Single use seal



for up to 3 drawers, metal, without seals

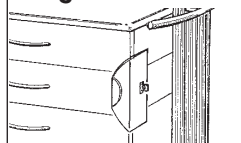
swingo® wood-plastic version	swingo®-clinic metal-version
Ref.no	Ref.no
13958	13958

single use seals, blue p. 100

13998	13998
--------------	--------------

60 cm wide

Single use seal



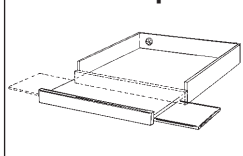
for up to 3 drawers, metal, without seals

swingo® wood-plastic version	swingo®-clinic metal-version
Ref.no	Ref.no
13958	13958

single use seals, blue p. 100

13998	13998
--------------	--------------

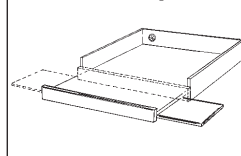
Keyboard tray 60 with mousepad



extensible to the front, with double click-in mechanism; including back cover with cable duct for mounting below drawer or shelf. Edge at front of the shelf about 6 cm high, edges at the sides about 10 cm high. For all usual keyboards. With mousepad, extensible to right or left side

swingo® wood-plastic version	
Ref.no	
16000	

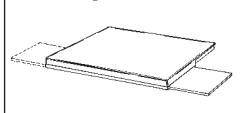
Keyboard tray 60 with mousepad



extensible to the front, with double click-in mechanism; including back cover with cable duct for mounting below drawer or shelf. Edge at front of the shelf about 6 cm high, edges at the sides about 10 cm high. For all usual keyboards. With mousepad, extensible to right or left side

swingo® wood-plastic version	
Ref.no	
13976	

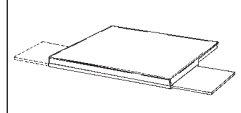
Extensible tray 45 for keyboard



with extensible mousepad; about 32 mm thick

	swingo®-clinic metal-version
Ref.no	
	16009

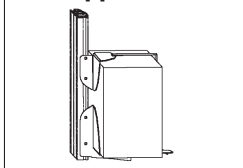
Extensible tray 60 for keyboard



with extensible mousepad; about 32 mm thick

	swingo®-clinic metal-version
Ref.no	
	15573

PC support



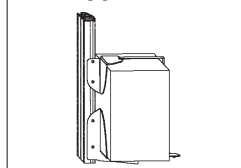
for fastening sideways and to the right or left of the swingo profile with fixing strip. Suitable for all conventional models, as the mount is vertically adjustable.

RAL 9006 white aluminium powder coated steel

NEW

swingo® wood-plastic version	swingo®-clinic metal-version
Ref.no	Ref.no
right 16339	16339
left 16345	16345

PC support



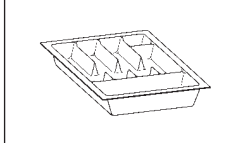
for fastening sideways and to the right or left of the swingo profile with fixing strip. Suitable for all conventional models, as the mount is vertically adjustable.

RAL 9006 white aluminium powder coated steel

NEW

swingo® wood-plastic version	swingo®-clinic metal-version
Ref.no	Ref.no
right 16339	16339
left 16345	16345

Drawer insert



swingo®: with fixed compartments

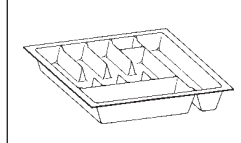
Dim.: 377 x 384 x 58 mm (w x d x h)

swingo®-clinic: with fixed compartments

Dim.: 356 x 396 x 58 mm (w x d x h)

swingo® wood-plastic version	swingo®-clinic metal-version
Ref.no	Ref.no
13988	13989

Drawer insert



swingo®: with fixed compartments made of white plastic.

Dim.: 529 x 384 x 58 mm (w x d x h)

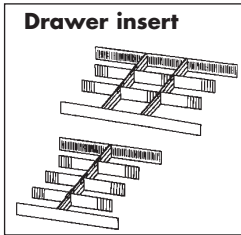
swingo®-clinic:

Dim.: 506 x 396 x 58 mm (w x d x h)

swingo® wood-plastic version	swingo®-clinic metal-version
Ref.no	Ref.no
13903	13955

System parts

45 cm wide



Drawer insert

with flexible compartments

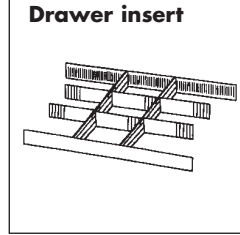
for **swingo®**
Dim.: 377 x 384 x 58 mm (w x d x h)

with flexible compartments

for **swingo®-clinic**
Dim.: 356 x 389 x 58 mm (w x d x h)

swingo® wood-plastic version	swingo®-clinic metal-version
Ref.no	Ref.no
13933	13993

60 cm wide



Drawer insert

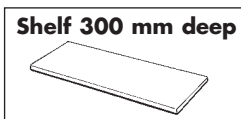
with flexible compartments
made of plastic and aluminium rails.

for **swingo®**
Dim.: 529 x 384 x 58 mm (w x d x h)

for **swingo®-clinic**
Dim.: 506 x 389 x 58 mm (w x d x h)

swingo® wood-plastic version	swingo®-clinic metal-version
Ref.no	Ref.no
13933	13957

Shelves

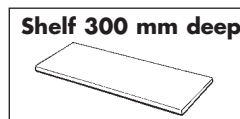


Shelf 300 mm deep

22 mm thick, width: 450 mm

colour swingo®: white
colour swingo®-clinic: greywhite RAL 9002

swingo® wood-plastic version	swingo®-clinic metal-version
Ref.no	Ref.no
14692	14973



Shelf 300 mm deep

22 mm thick, width: 600 mm

colour swingo®: white
colour swingo®-clinic: greywhite RAL 9002

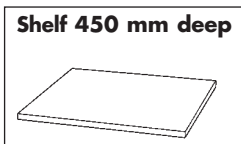
swingo® wood-plastic version	swingo®-clinic metal-version
Ref.no	Ref.no
13905	13944



**Shelf, stainless steel
450 mm deep**

22 mm thick, width: 600 mm.
With rounded edge. Rugged due to
the pattern-rolled surface structure.
Especially useful as solid working top.

swingo® wood-plastic version	swingo®-clinic metal-version
Ref.no	Ref.no
14710	14710

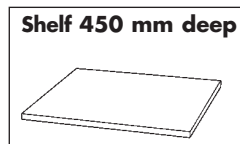


Shelf 450 mm deep

22 mm thick, width: 450 mm
to be used as drawer cover or shelf

Colour swingo®: white
Colour swingo®-clinic: greywhite RAL 9002

swingo® wood-plastic version	swingo®-clinic metal-version
Ref.no	Ref.no
14691	14693



Shelf 450 mm deep

22 mm thick, width: 600 mm
to be used as drawer cover or shelf

Colour swingo®: white
Colour swingo®-clinic: greywhite RAL 9002

swingo® wood-plastic version	swingo®-clinic metal-version
Ref.no	Ref.no
13904	13942

Shelf 300 mm deep

with adjustable inclination, steplessly adjustable, 22 mm thick, width: 600 mm. Ideally suited for monitoring or as writing shelf

Colour swingo®: white
Colour swingo®-clinic: greywhite RAL 9002

swingo® wood-plastic version	swingo®-clinic metal-version
Ref.no	Ref.no
13965	13946



Shelf 450 mm deep

with adjustable inclination, steplessly adjustable, 22 mm thick, width: 600 mm. Ideally suited for monitoring or as writing shelf.

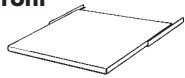
Colour swingo®: white
Colour swingo®-clinic: greywhite RAL 9002

swingo® wood-plastic version	swingo®-clinic metal-version
Ref.no	Ref.no
13964	13945

Sytem parts

45 cm wide

Shelf, 450 mm deep, extensible to the front



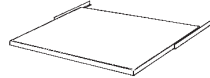
for keyboard, printer or devices, 22 mm thick, greywhite RAL 9002

Dim.: 450 x 450 mm (w x d)

swingo® wood-plastic version	swingo®-clinic metal-version
Ref.no	Ref.no
14735	14735

60 cm wide

Shelf, extensible to the front



for keyboard, printer or devices, 32 mm thick, width: 600 mm.

Dim.: 600 x 450 mm (w x d)

swingo® wood-plastic version	swingo®-clinic metal-version
Ref.no	Ref.no
13972	13972
Mousepad extensible, mounted	13980

Anti-slide mat

made of Ethylen Vinylacetat Copolymer (EVA), transparent.

Dim.: 450 x 450 mm (w x d)

swingo® wood-plastic version	swingo®-clinic metal-version
Ref.no	Ref.no
15541	15541

Dim.: 450 x 300 mm (w x d)

16161	16161
--------------	--------------

Anti-slide mat

made of Ethylen Vinylacetat Copolymer (EVA), transparent.

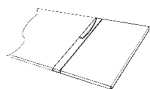
Dim.: 600 x 300 mm (w x d)

swingo® wood-plastic version	swingo®-clinic metal-version
Ref.no	Ref.no
13949	13949

Dim.: 600 x 450 mm (w x d)

13950	13950
--------------	--------------

Lateral Shelf

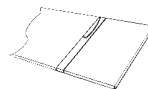


foldable. To be mounted at right or left side of profile. Loading capacity up to 15 kg.

Dim.: 350 x 450 mm (w x d)

swingo® wood-plastic version	swingo®-clinic metal-version
Ref.no	Ref.no
13996	13997

Lateral Shelf



foldable. To be mounted at right or left side of profile. Loading capacity up to 15 kg.

Dim.: 350 x 450 mm (w x d)

swingo® wood-plastic version	swingo®-clinic metal-version
Ref.no	Ref.no
13996	13997

Gallery

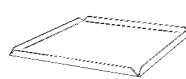


with 10 mm rim., aluminium anodized

Dim.: 450 x 450 x 10 mm (w x d x h)

swingo® wood-plastic version	swingo®-clinic metal-version
Ref.no	Ref.no
13991	13991

Gallery



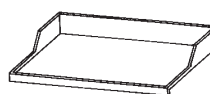
with 10 mm rim., aluminium anodized

Dim.: 600 x 450 x 10 mm (w x d x h)

swingo® wood-plastic version	swingo®-clinic metal-version
Ref.no	Ref.no
13992	13992

Gallery 60 / console for monitoring

Gallery



to be fixed on shelf 450 mm deep stable polystyrol, with 3 edges

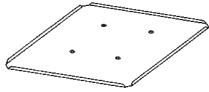
Inner Dim.: 573 x 435 mm (w x d)
height in front: 10 mm height
at the rear: 55 mm

swingo® wood-plastic version	swingo®-clinic metal-version
Ref.no	Ref.no
13951	13951

System parts

45 cm wide

Console for monitoring



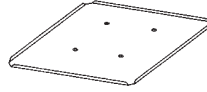
sheet steel plate for swivel arm, RAL 9006 greywhite aluminium powder coated steel. Loading capacity 15 kg, only if the cart is charged appropriately.

Dim.: 350 x 350 x 10 mm (w x d x h)

swingo® wood-plastic version	swingo®-clinic metal-version
Ref.no	Ref.no
13952	13952

60 cm wide

Console for monitoring



sheet steel plate for swivel arm, RAL 9006 greywhite aluminium powder coated steel. Loading capacity 15 kg, only if the cart is charged appropriately.

Dim.: 350 x 350 x 10 mm (w x d x h)

swingo® wood-plastic version	swingo®-clinic metal-version
Ref.no	Ref.no
13952	13952

Holder for the console



rotatable, for mounting to the swingo profile or to one horizontal arm.

Please order the console for monitoring, Ref.no. 13952 separately.

NEW

swingo® wood-plastic version	swingo®-clinic metal-version
Ref.no	Ref.no
16359	16359

Holder for the console



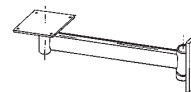
rotatable, for mounting to the swingo profile or to one horizontal arm.

Please order the console for monitoring, Ref.no. 13952 separately.

NEW

swingo® wood-plastic version	swingo®-clinic metal-version
Ref.no	Ref.no
16359	16359

Swivelling arm



for monitoring console ref.no. 13952 or special models, coated greywhite RAL 9002,

dimension of carrier console:
100 x 100 mm (w x d)
swivelling range 350 mm

swingo® wood-plastic version	swingo®-clinic metal-version
Ref.no	Ref.no
14830	14830

TFT screen mount



for flat screens, attached to a height-adjustable column, of a 75 and 100 mm VESA standard. Installation sideways at the profile or to the horizontal arm.

Please order the horizontal arm separately.

NEW

swingo® wood-plastic version	swingo®-clinic metal-version
Ref.no	Ref.no
16346	16346

TFT screen mount



for flat screens, attached to a height-adjustable column, of a 75 and 100 mm VESA standard. Installation sideways at the profile or to the horizontal arm.

Please order the horizontal arm separately.

NEW

swingo® wood-plastic version	swingo®-clinic metal-version
Ref.no	Ref.no
16346	16346

System parts

45 cm wide

60 cm wide

Horizontal arms / back covers

For optimal stability each cart with carrier unit up from 957 mm and without drawers has to be equipped with one horizontal arm, Ref.no. 14611 or Ref.no. 13947.

Horizontal arm, metal



for additional stability of the cart; offers the possibility to fix a standard rail or a socket board at the front or at the rear.

Dim.: 450 x 20 x 100 mm (w x d x h)

Horizontal arm, metal



for additional stability of the cart; offers the possibility to fix a standard rail or a socket board at the front or at the rear.

Dim.: 601 x 20 x 100 mm (w x d x h)

swingo® wood-plastic version	swingo®-clinic metal-version
Ref.no	Ref.no
16555	16555

swingo® wood-plastic version	swingo®-clinic metal-version
Ref.no	Ref.no
16554	16554

Horizontal arm, wood/plastic version



for additional safety of equipment. Fixed at the rear.

Not suitable for additional stability.

white

Dim.: 450 x 20 x 110 mm (w x d x h)

Horizontal arm, wood/plastic version



for additional safety of equipment. Fixed at the rear.

Not suitable for additional stability.

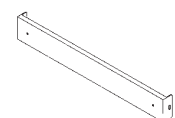
white

Dim.: 601 x 20 x 110 mm (w x d x h)

swingo® wood-plastic version	swingo®-clinic metal-version
Ref.no	Ref.no
13984	

swingo® wood-plastic version	swingo®-clinic metal-version
Ref.no	Ref.no
13983	

Carrier shelf for socket strip

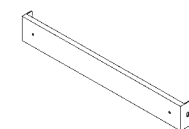


made of metal, greywhite powder-coated RAL 9002; to be mounted at the rear, at the inner side or below

Not suitable for additional stability of the cart.

Dim.: 450 x 12 x 60 mm (w x d x h)

Carrier shelf for socket strip



made of metal, greywhite powder-coated RAL 9002; to be mounted at the rear, at the inner side or below

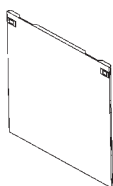
Not suitable for additional stability of the cart.

Dim.: 600 x 12 x 60 mm (w x d x h)

swingo® wood-plastic version	swingo®-clinic metal-version
Ref.no	Ref.no
16235	16235

swingo® wood-plastic version	swingo®-clinic metal-version
Ref.no	Ref.no
16236	16236

Back cover for basic model swingo® 45



for basic model, made of sturdy metal, with click-in mechanism, easy mounting without tools.

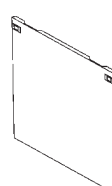
Dim.: 472 x 645 mm (w x h)

Back covers with other dimensions on request.

Attention: Please order back cover only together with a swingo® or swingo®-clinic cart; separate order of back cover is not possible.

Price reduction

Back cover for basic model swingo® 60



for basic model, made of sturdy metal, with click-in mechanism, easy mounting without tools.

Dim.: 600 x 645 mm (w x h)

Back covers with other dimensions on request.

Attention: Please order back cover only together with a swingo® or swingo®-clinic cart; separate order of back cover is not possible.

Price reduction

swingo® wood-plastic version	swingo®-clinic metal-version
Ref.no	Ref.no
16105	16105

swingo® wood-plastic version	swingo®-clinic metal-version
Ref.no	Ref.no
14714	14714

System parts

45 cm wide

Additional back cover

for carts with standard height 1218 mm. The additional back cover has to be used together with back cover ref. 14714 to cover the whole back of the high cart. Please order both together!

Dim.: 472 x 575 mm (w x h)

swingo® wood-plastic version	swingo®-clinic metal-version
Ref.no	Ref.no
16106	16106

60 cm wide

Additional back cover

for carts with standard height 1218 mm. The additional back cover has to be used together with back cover ref. 14714 to cover the whole back of the high cart. Please order both together!

Dim.: 600 x 575 mm (w x h)

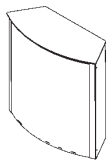
swingo® wood-plastic version	swingo®-clinic metal-version
Ref.no	Ref.no
14715	14715

Accessories swingo® 45 and 60, swingo®-clinic 45 and 60

Waste collectors / Waste containers / Soap dispenser

All accessories can be easily fitted to the swingo® and swingo®-clinic. The reference numbers contain the accessory part complete with attachment fittings.

Design-Waste collector

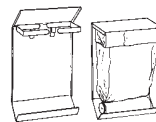


the mounting is white aluminium powder-coated metal RAL 9006; the lid and front are natural semi-transparent polypropylene. Including 1 roll of waste bags 15 l.

Dim.: 360 x 160 x 365 mm (w x d x h).

Ref.no **16246**

Piccolo waste collector



sheet metal, aluminium colour laminated. Lid see below. Including 1 roll of waste bags 15 l.

aluminium colour laminated

Dim.: 280 x 160 x 410 mm (w x d x h)

Ref.no **13908**

s/s
Ref.no **13909**

Roll of disposal bags

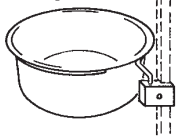
15 l with 50 bags, grey,

Minimum order quantity 10 rolls.

For Klapp-Kuli and Piccolo, per roll

Ref.no **05191**

Waste container with plastic bowl



300 mm Ø, greywhite plastic

Ref.no **13910**


Piccolo lid

Dim.: 280 x 170 x 20 mm (w x d x h)

aluminium colour laminated
Ref.no **07874**

s/s
Ref.no **09636**


Waste container with s/s bowl



300 mm Ø

Ref.no **13911**

Waste container for instruments

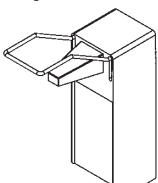


with polypropylene bowl with slit lid, can be sterilized, white.

Dim.: 300 x 230 x 130 mm (w x d x h)

Ref.no **13912**

Soap and disinfectant dispenser

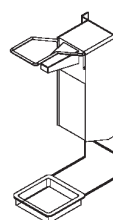


attachment at right or left side possible. Naturally anodised aluminium. Capacity: 1 liter.

Dim.: 95 x 90 x 260 mm (w x d x h)

Ref.no **16087**

Drip pan



hang up for soap and disinfectant dispenser 16087, with removable bowl.

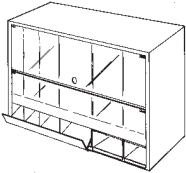
Ref.no **16256**

Accessories swingo® 45 and 60, swingo®-clinic 45 and 60

Injection and band-aid dispenser for swingo®-60 and swingo®clinic 60

If you wish to know more about our COMPACT and PicBox® range of dispensers please ask for our brochure on Supply and Waste Disposal.

COMPACT band-aid dispenser

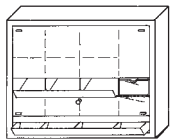


high quality casing, plastic laminated finish, dustproof sealed through Plexiglass cover, ideally arranged for easy access; with 2 s/s magnetic holders for scissors, to be bolted on between the profiles.

Dim.:
600 x 220 x 450 mm (w x d x h)

white
Ref.no **13913**

COMPACT injection set

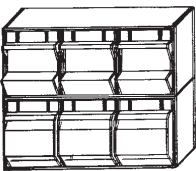


casing as described above; practical compartments with inclination for syringes and needles. To be filled from above - material is removed from below - first-in - first-out.

Dim.:
600 x 220 x 450 mm (w x d x h)

white
Ref.no. **13914**

PicBox® band-aid dispenser set

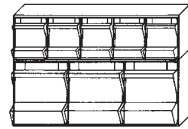


greywhite plastic housing with transparent boxes; 3 big boxes above e.g. for gauze bandages and 3 boxes with flexible separation wall (one per box) e.g. for absorbent gauze in rolls or other dressing material.

Dim.:
600 x 200 x 480 mm (w x d x h)

Ref.no **13931**

PicBox® injection set



The dispenser with the first-in/first-out guarantee in accordance with DIN 58953

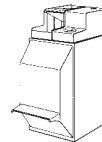
The boxes are replenished from the top, the material taken from below. This ensures that items placed in first will also be used first (first-in/first-out principle).

Greywhite plastic casing with clear glass boxes. Each box with a separate covering lid (dust-proof). Consisting of syringe dispenser with 3 boxes and needle dispensers with 5 boxes.
To be bolted on between the profiles.

Dim.:
600 x 200 x 410 mm (w x d x h)

Ref.no **13915**

KOMBI-Set



Additionally recommended

for taking blood samples and giving injections. TAKEFIX swab dispenser and TIPPFIX swab moisturiser plus additional container made of greywhite, unbreakable plastic.

Dim.:
120 x 230 x 265 mm (w x d x h)
Ref.no **13916**

Various items

Fixing set for devices

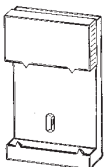


with 4 fixing parts, made of black cellular rubber, adhesive at one side. The fixing parts secure the medical devices against falling down when the cart is moved

Dim.: **40 x 40 x 5 mm (w x d x h)**

Ref.no **17222**

Universal holder snap




for boxes of disposable gloves, tissues or wipes. The spring-loaded clamp is adjustable to fit many box sizes up to about 1 kg; for singlehand operation.

with mounting for swingo® profile

Ref.no **15606**

Schluckfix used canula container



disposable container for holding approx. 500 used needles, made of black recycled plastic. Sliding scale price list available on request. Schluckfix set with 20 boxes and swingo®/swingo®-clinic attachment

Ref.no **13917**

Dim.: **55 x 100 x 170 mm (w x d x h)**

Schluckfix carton
with 100 boxes without attachment

Ref.no **09490**

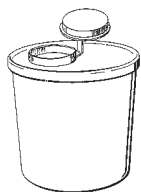
Mounting

for Schluckfix suitable for swingo®/swingo®-clinic, separately

Ref.no **13918**

Accessories swingo® 45 and 60, swingo®-clinic 45 and 60

Disposal boxes Medi-Müll



made of sunshine yellow polypropylene with HAEBERLE-green lid.
Offers 3 practical ways for the disposal of all types of needles, including vacuum containers. Ideally suited for scalpels, pipettes, broken glass, swabs etc.
Height 152 mm,
dia. of the lid: 143 mm
dia. of the base: 108 mm
1.6 l capacity.

Medi-Müll set with 20 boxes and **swingo®/swingo®-clinic** attachment.

Ref.no **13919**

Bulk discounts on request.

with 120 boxes, without attachment

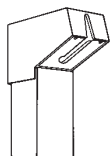
Ref.no **04668**

for Medi-Müll suitable for **swingo®/swingo®-clinic**, separatly

Ref.no **13920**

Medi-Müll original carton Mounting

CUPFIX ampoule opener



greywhite, plastic casing, removable holder for ampoule. Diamond file, spring-mounted, in stainless steel casing.

Dim.:
70 x 150 x 200 mm (w x d x h).

Ref.no **13921**

Replacement diamond file for CUPFIX

Ref.no **04663**

Mounting

for CUPFIX suitable for **swingo®/swingo®-clinic**, separatly

Ref.no **13922**

Arm support



padded with integral upholstered foam, with 2 attachment hooks, extra sturdy, black

Ref.no **13923**

Catheter holder



made of s/s, 3 compartments, for hanging on standard profile rails.

Dim.:
160 x 80 x 570 mm (w x d x h)

Ref.no **13959**

Please order standard profile rail, too!

Standard profile rail



Metal, with 2 securing points, length 420 mm, to secure hold on the sides.

Ref.no **13924**

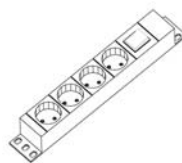
Standard profile rail



Metal, with 2 securing points, length 440 mm, to secure hold on the rear.

Ref.no **13953**

Socket board



NEW

4 grounding sockets in accordance with DIN 49440, 16A-250 VAC, light-grey cable HO5VVF, 3G 1.5 mm², 3 m in length with moulded grounding plug, green 2-pin switch, quality housing anodised aluminium, incl. 2 grey plastic fastening angles.

Dim.:
44,5 x 44,5 x 264 mm (w x d x h).
The multiple socket board corresponds to EN 60 601-1 and all other relevant DIN, EN and IEC standards.

Ref. no. **16327**

On/off switch

attached to the profile incl. 4 grounding sockets without switch

Ref.-Nr. **16361**

Socket strip with plugs for equipotential bonding

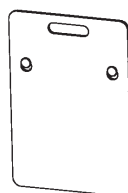


with 4 sockets, 5 m connecting cable and 5 m of equipotential cable, on/off switch illuminated.

In accordance with EN 60601

Ref.no **13935**

Cardiac massage board



made of Trespa, a material which is especially hygienic and totally resistant to disinfectants..

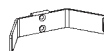
Dim.:
440 x 10 x 640 mm (w x d x h)

Ref.no **13948**

Emergency set

Please ask our team

Holder

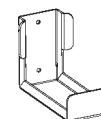


for oxygen bottles 5/10 ltrs. with Ø up to 145 mm; incl. upper holder with fixing tape.

Ref.no **16322**

upper holder with fixing tape, separate

Ref.no **16324**



NEW

Holder

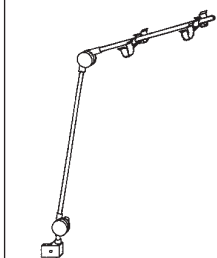


for oxygen bottles 2 ltrs., upper supporting ring Ø 102 mm, lower supporting ring Ø 84 mm

Ref.no **13956**

Accessories swingo® 45 and 60, swingo®-clinic 45 and 60

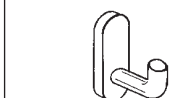
Cable and hose holder



grey, reach approx. 950 mm

Ref.no **13926**

Cable and hose hook



white plastic;

Dim.: 34 x 66 x 70 mm (w x d x t)

Ref.no **15171**

Fase-out model

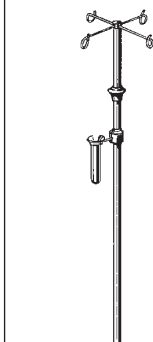
Cable clip

grey plastic, attached to the profile slot.

Ref.no **19015**

NEW

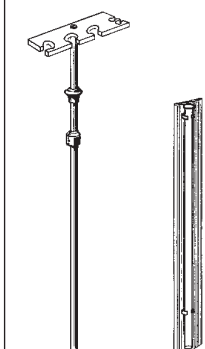
Infusion bottle holder



chrome plated, with 4 hooks Ø 25 mm, for use with one hand

Ref.no **13927**

Universal holder for endoscopy



for all usual endoscopes. Made of plexiglass with openings for all types of endoscopes and accessories. Height adjustable rod.

Ref.no **13979**

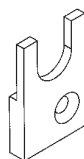
Plexiglass tube, 1200 mm, open at the bottom inner Ø 32 mm; outside diam. Ø 40 mm. With holding clips for swingo®

Ref.no **13977**

dto., closed at the bottom for disinfection fluid

Ref.no **13978**

Holder for camera



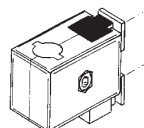
made of plastic (POM = polyoxymethylen)

Dim.: 25 x 6 x 40 mm (w x d x h)

Ref.no **15390**

Fase-out model

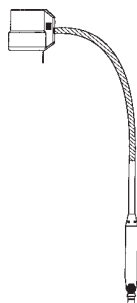
Attachment hooks



for universal use with all **swingo®** and **swingo®-clinic** attachment units. Suitable for use on circular pipes of 10 and 16 mm Ø

Ref.no **13929**

Halux®20 S examination light



The extremely light intense halogen cold-light reflector examination light.

18.000 lux at a distance of 0.5 m.

Objects are exposed to minimal heat.

Ergonomic design.

halogen bulb 12 V/20 W/10° spot 850 mm range.

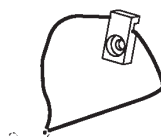
Ref.no **12181**

clamp for swingo®

Ref.no **14659**

You will find details on other halogen lights in our light brochure

Holder for Kensington-Lock



attached to the profile for protection of notebooks. Without the lock.

Ref.no **16424**

NEW

Accessories swingo[®] 45 and 60, swingo[®]-clinic 45 and 60

Safety isolation transformers 60 / earth leakage monitor 60

Isolations transformers in different executions on special request.



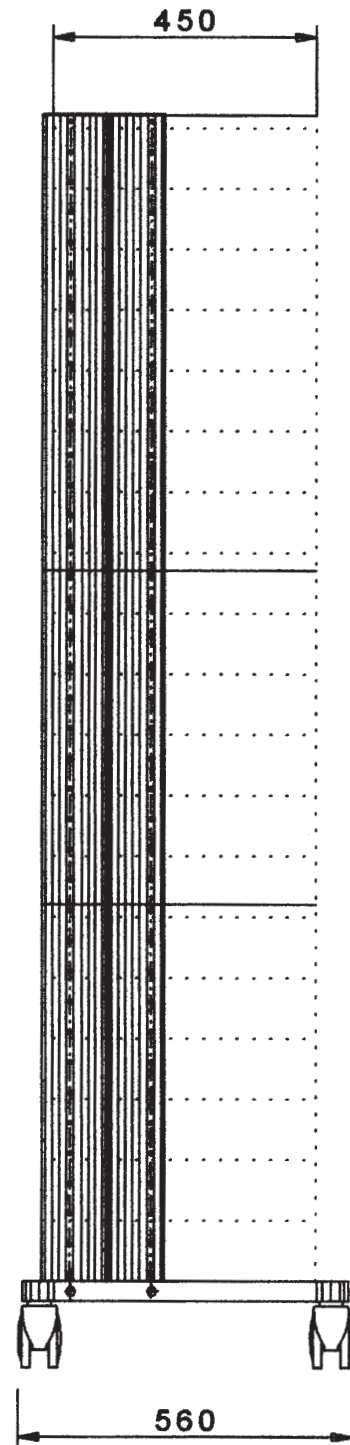
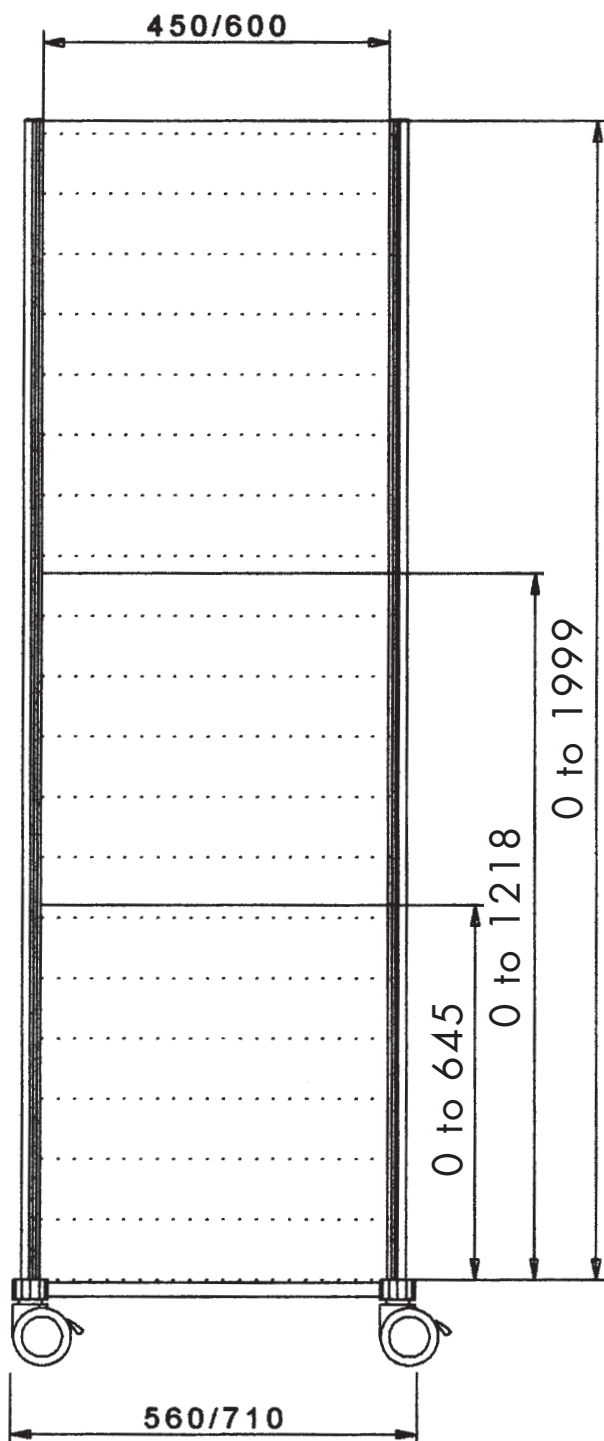
HAEBERLE specializes in particular in providing customized OEM versions for industrial clients.

Let us know your specifications and we will provide you a product according to your personal requirements.


Please contact us!

Planing scheme for individual heights of profiles

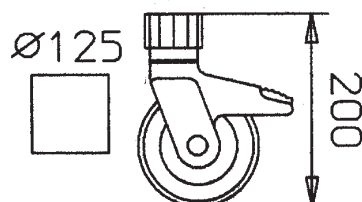
up to 1999 mm, in 52 mm steps



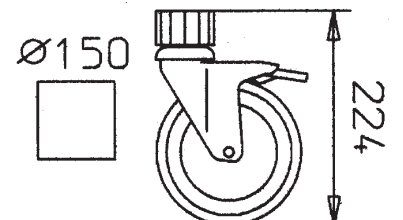
Please select the diameter the castors of your cart should have:



up to 130 kg



up to 130 kg



up to 250 kg



Please contact us!

07/07